

# FLOAT SWITCHES

## CLASS 1 ZONE 2 RATED FLOAT SWITCH



\*\*AVAILABLE IN 0.5M , 5M , 10M and 20M

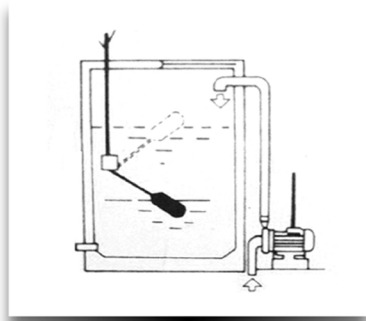


### FEATURES:

Operating temperature: 0°C - 50°C  
Dimensions: 131 x 81 x 41.5mm  
Weight: 154 grams  
Switch angle: +/- 45 degrees  
Construction: Non toxic polypropylene

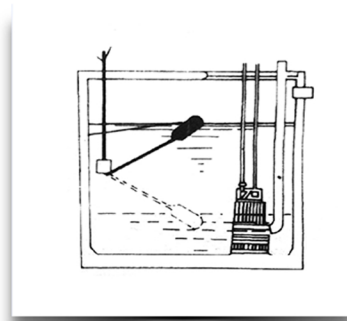
## ELECTRICAL CONNECTIONS

FILLING



Yellow / Green = EARTH  
Brown = ACTIVE  
Black = NEUTRAL

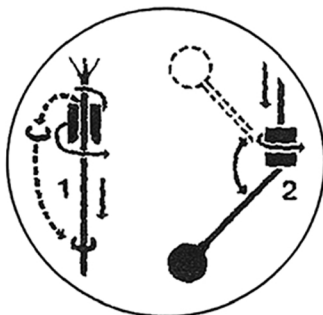
EMPTYING



Use Wires:

“BLACK” and “BROWN”  
With these contacts the regulator  
**Closes when down**  
**Opens when Up**

## INSTALLATION OF COUNTERWEIGHT



1. Insert the cable in the counterweight, from the conical part and rotate it. Thus causing the plastic ring inserted in the opening to become detached (if necessary this operation can be facilitated with the use of a screwdriver)  
The ring should then be positioned in the point where it is desired to block the counterweight.
2. Force the counterweight on the ring by rotating it, using a slight pressure.